


A guide to reports

Individual client reporting

To find reports relating to individual client portfolios please see the bottom of the **Client Details Card**.

Here, you can find various reports that will help when reviewing a client's portfolio.



Client Waterfall Report: A condensed, one-page report showing the client's asset growth/loss over a specified period of time.

Memo Assets: A list of assets currently displayed in the client's portfolio which are not in the custody of IFDL.

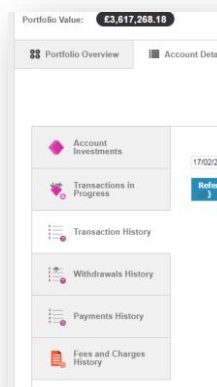
Valuation: A snapshot of the client's account at this point in time.

Legacy System Transactions: If your client was originally setup on the IFDL 'Blue Button' technology (ie the 'old' platform) this report will show a condensed list of historical transactions which took place prior to the migration to the Sonata system (or 'new' platform).

You can also find these reports by opening a client's **Portfolio Investments** view and clicking on the icons to the right of each specific account. These will open the Account Details card in question, from which you can see a new index with transaction reports for that client.

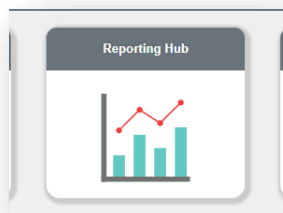
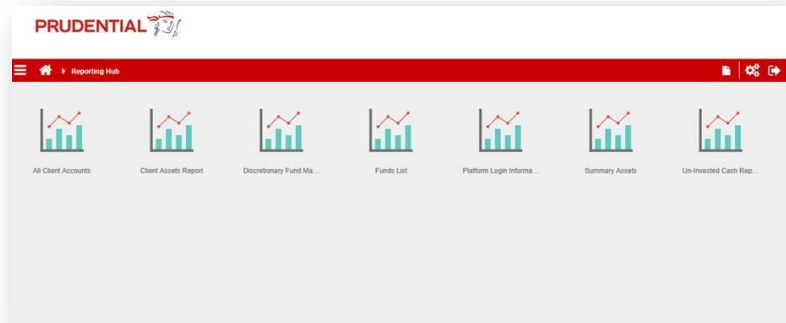


Account ID	Sub-Total	Asset Value	Cash Value	Available Cash	Total Value	Options
A10020352		£135,521.77	£4,496.81	£4,496.81	£140,515.39	



Reporting for all clients

To view reporting for your whole book of clients, go to **ReportingHub**.



All Client Accounts: All client accounts managed by the Adviser in question.

Client Assets Report: All assets held by all clients.

Discretionary Fund Managers: All clients who are linked to a DFM model as well as detail on rebalance dates.

Funds List: All assets available for purchase.

Platform Login Information: Help with your user credentials.

Summary Assets: More detail referring to assets held by clients.

Uninvested Cash Report: The proportion of clients' accounts which is not currently invested.